

Royal®


Entry Doors -

Built For A

Lifetime.



Transom Options



Height = 96 3/4"
Widths = 64 1/2",
68 1/2", 74"

Hardware Options



Standard Hardware



Thumbblatch



Mail Slot - Available in Letter or Magazine size




Knocker



Peephole

Hardware available in Brass (as shown) or Antique Bronze finish.

Available Colors



Colors have been reproduced as accurately as printing technology allows. Before making a final decision, please contact your distributor for a larger color sample.

Custom Colors Available

Exact Width Dimensions for Doors and Sidelites

Actual Width of Door Panel	Single Door	One 12" Sidelite	Two 12" Sidelites	One 14" Sidelite	Two 14" Sidelites	French Doors	Garden Doors
36"	37 1/2"	51"	64 1/2"	53"	68 1/2"	74"	75"
32"	33 1/2"	47"	60 1/2"	49"	64 1/2"	66"	67"
30"	31 1/2"	45"	58 1/2"	47"	62 1/2"	62"	63"

Standard height is 81 1/2". Brickmold to brickmold measurements add 2 1/2" on width and 1 1/4" on height.

ROYAL

Windows and Doors

1769 Fifth Avenue, Bay Shore, New York

Tel: (631) 435-8888 • Fax: (631) 435-8899

www.royalwindowsanddoors.com

ROYAL

Windows and Doors

Royal Entry Doors




Royal® Entry Doors

Steel Fiberglass Vinyl



Perfectly Weather-Tight



All Royal® Doors come with adjustable hinges and sills, and replaceable bottom sweeps and weatherstrips.

Royal® Superior Construction



Royal® Steel Doors are constructed with 22 gauge thick galvanized steel, with an all-steel edge.

Wood Edge Door



Wood edge doors are subject to warping, rotting, and splitting.

The Royal® Entry Door Systems - Steel, Fiberglass, Vinyl

Door and Sidelite Styles



Stainable Fiberglass Doors

Royal®'s stainable fiberglass doors have a classic wood-grain texture deeply embossed. This wood graining matches the architecturally correct stile and rail graining found in real oak doors.

Your new Royal® fiberglass door can also be painted to match any interior trim.

Factory Finished



All Royal® Doors are sprayed with three coats of paint, which is baked on to assure a perfect, long-lasting finish.

Fully Insulated



Environmentally friendly polyurethane foam core provides a high R-13 insulation rating to save you money.

Vinyl Exterior Cladding



For a completely maintenance-free exterior, choose optional vinyl cladding for the door frame and brick mold.



Transom height is 15 1/4". Available widths are 64 1/4", 68 1/2", and 74".



French Doors



Garden Doors