




SIZE AVAILABILITY — 2 PANEL STANDARD SIZES — 6'8"



5068 (59-1/2" x 79-1/2") Left or Right



6068 (71-1/2" x 79-1/2") Left or Right



8068 (95-1/2" x 79-1/2") Left or Right

WE CAN CUSTOM MAKE OUR SLIDING PATIO DOORS
BOTH ON THE WIDTH & HEIGHT



ROYAL SLIDING PATIO DOORS