




SIZE AVAILABILITY — 2 PANEL STANDARD SIZES — 8'0"



5080 (59-1/2" x 95-1/2") Left or Right



6080 (71-1/2" x 95-1/2") Left or Right



8080 (95-1/2" x 95-1/2") Left or Right



WE CAN CUSTOM MAKE OUR SLIDING PATIO DOORS  
BOTH ON THE WIDTH & HEIGHT

ROYAL SLIDING PATIO DOORS